


# Spinsolve

## Benchtop NMR

The Magritek Spinsolve benchtop NMR spectrometer provides excellent performance, ease of use and robust operation – all in a compact size that fits on the bench. It is very stable which makes it ideal for applications, such as teaching laboratories, which require samples to be measured one after the other. The software enables you to quickly switch between  $^1\text{H}$  and  $^{19}\text{F}$  nuclei. You can run a wide range of NMR experiments including advanced 2D methods and real-time reaction monitoring.

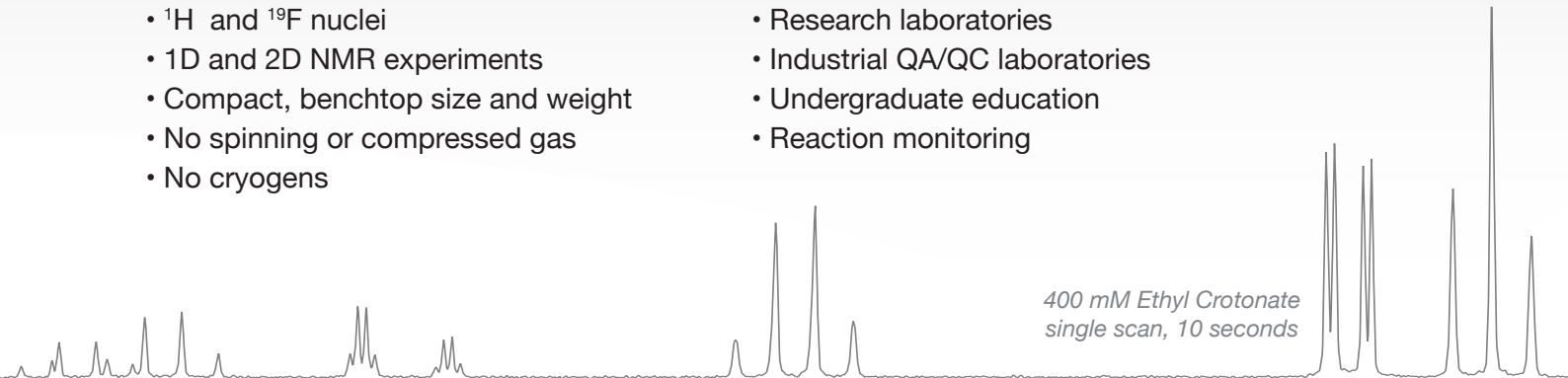


### Features

- $^1\text{H}$  and  $^{19}\text{F}$  nuclei
- 1D and 2D NMR experiments
- Compact, benchtop size and weight
- No spinning or compressed gas
- No cryogenics

### Applications

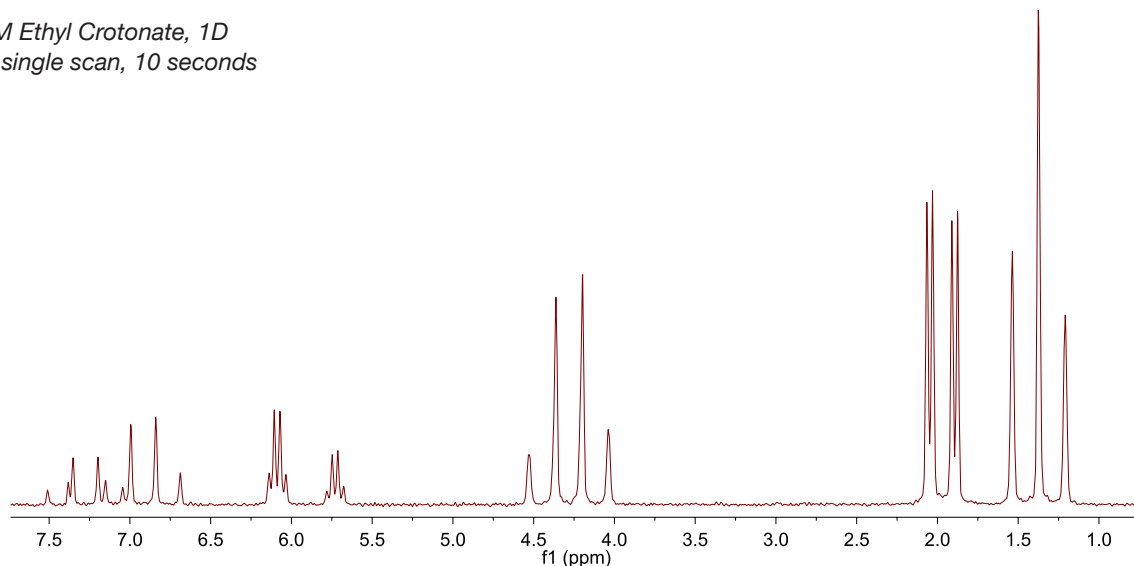
- Research laboratories
- Industrial QA/QC laboratories
- Undergraduate education
- Reaction monitoring



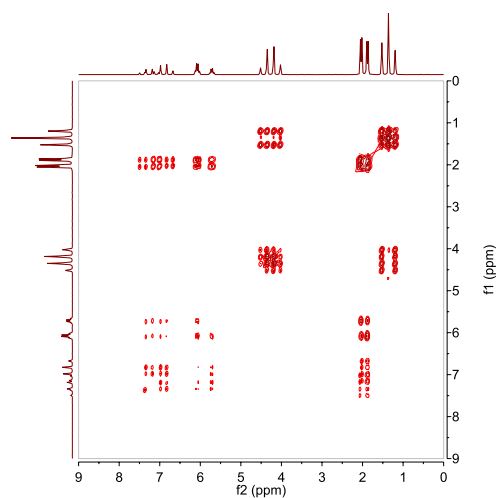
400 mM Ethyl Crotonate  
single scan, 10 seconds

## Example NMR spectra from the Spinsolve benchtop NMR

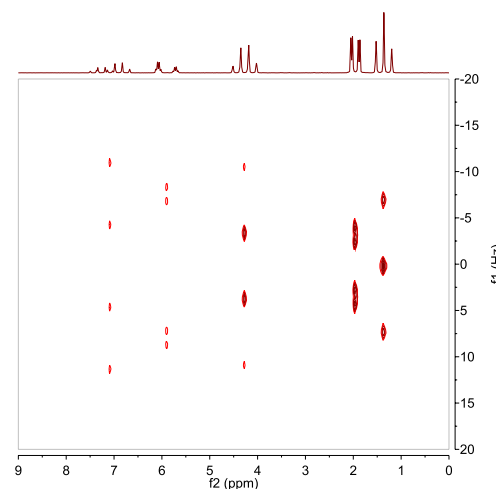
400 mM Ethyl Crotonate, 1D  
proton single scan, 10 seconds



400 mM  
Ethyl  
Crotonate,  
COSY,  
10 minutes

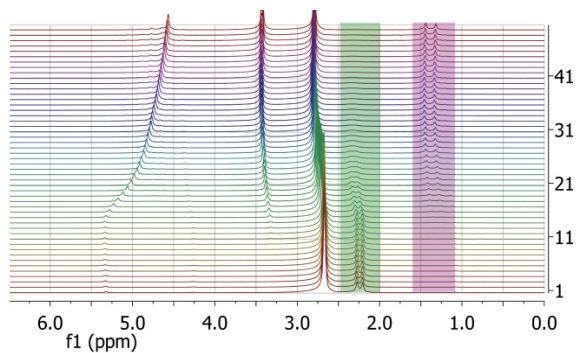


400 mM  
Ethyl  
Crotonate,  
JRES, 40  
minutes



The high sensitivity and stability of Spinsolve make it ideal for reaction monitoring.

Acetalisation of Acetaldehyde.



Flow reaction monitoring setup

# Software

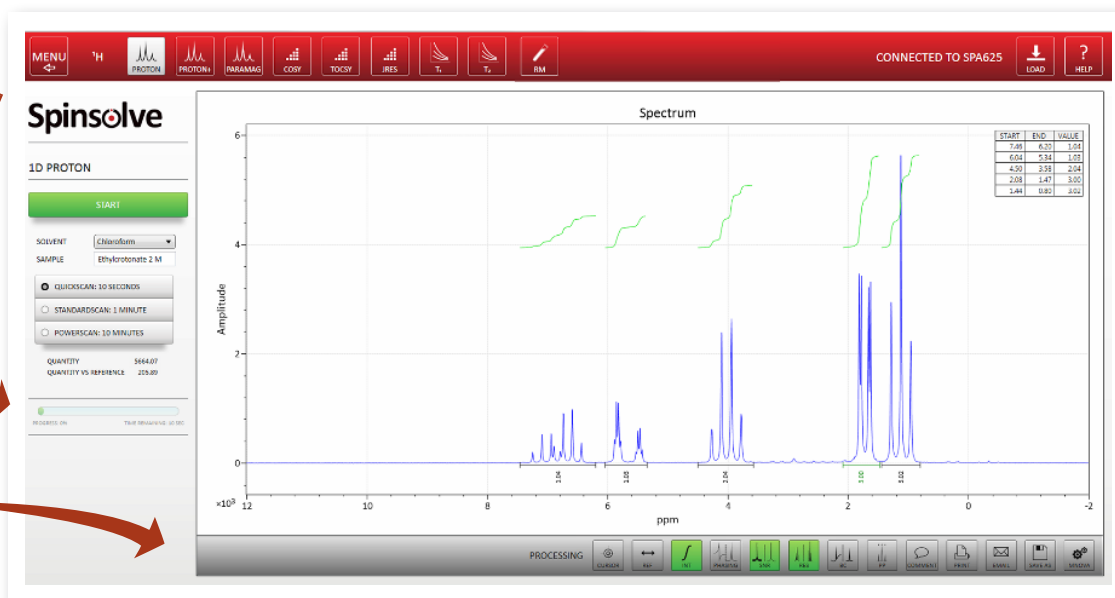
The Spinsolve software is beautifully simple and easy to use, with a clean and intuitive user interface.

Easy experiment selection in the upper menu

Single button start

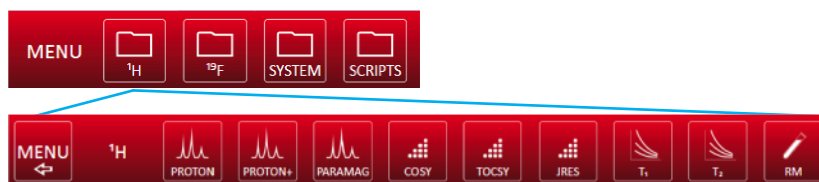
Progress bar

One-click processing buttons



## Simple menu structure

1. Click to choose nucleus
2. Click to choose experiment
3. Click Start (watch status on the progress bar)
4. Click any processing you wish to apply



## Magritek Experiment Guides and Collateral

Magritek has a wide range of application notes, lab manuals, and case studies, as well as a comprehensive Chemistry Education Experiment Manual.

See the downloads page on our website:

<http://www.magritek.com/products/spinsolve/downloads/>



# Spinsolve



## Specifications

- Nuclei:  $^1\text{H}$ ,  $^{19}\text{F}$
- Operating frequency: 43 MHz ( $^1\text{H}$ )
- $^1\text{H}$  50% Linewidth: < 0.5 Hz
- $^1\text{H}$  0.55% Linewidth: < 20 Hz
- $^1\text{H}$  Sensitivity: >100:1 for 1% Ethyl Benzene
- Operating Temperature Range: 20° C to 25° C (68° F to 77° F)
- Dimensions: 58 x 43 x 40 cm (23" x 17" x 16")
- Weight: 55 kg (120 lb)
- Stray Field: < 2 G all around system
- Power requirement: 110-240V AC



## Pulse sequences available on the Spinsolve spectrometer

Proton	Fluorine
1D	1D
Paramagnetic	Paramagnetic
2D COSY	2D F - COSY
2D TOCSY	2D F - JRES
2D JRES	2D FH - COSY
$T_1$ , $T_2$	Reaction Monitoring
Reaction Monitoring	

Other sequences may be available, contact Magritek for details.

Contact us now for a quote, to request a demo or to measure your samples

Email: [sales@magritek.com](mailto:sales@magritek.com)

Website: [www.magritek.com/contact-us](http://www.magritek.com/contact-us)

GERMANY +49 241 9278 7270

UNITED KINGDOM +44 7468 529 615

UNITED STATES +1 855 667 6835

NEW ZEALAND +64 4 477 7096

For a complete listing of our global offices and distributors visit: [www.magritek.com/about-us/distributors/](http://www.magritek.com/about-us/distributors/)